


ROCKMAX[®] HYDROSTOP CJ

HYDROPHILIC RUBBER WATERSTOP



INTRODUCTION

Rockmax Hydrostop CJ is hydrophilic rubber sealing material. The product can use for construction joints, precast concrete joints and tunnel segments. The product comprises of high grade rubber based material and special grade resin. **Rockmax Hydrostop CJ** will expand when contact with water to fill up gaps and voids. The material can expand and shrink to its original dimension in several times from wet and dry stage cycle.



AREA OF USES

- Tunnel segments.
- Precast concretes.
- Pipe penetrations.
- Concrete sheet piles.
- Box culverts.
- Concrete pipes.
- Water retaining structures.
- Water tanks.

ADVANTAGES

- Stop water leakage by water expansion.
- High strength.
- Excellent elongation.
- Easy installation.
- Reproducible swell after wet-dry cycle.
- Withstand high water pressure.
- Use for non-moving joint only.
- Economical.
- Non toxic can use in portable water.
- Light weight.
- Tailor made as different profile and size.

TECHNICAL PROPERTIES

Color:	black
Material base:	chloroprene polymer
Width x height:	20mm x 10mm
Specific gravity:	1.60±0.5
Hardness Shore A:	50±5
Expansion rate:	200-300%
Tensile Strength:	>1.5 N/mm ²
Elongation at break:	>500%

Pressure resistance: >8 bar

Alkali effect: no effect

Services temperature: -25 °C to +85 °C

Application temperature: +5 °C to +45 °C

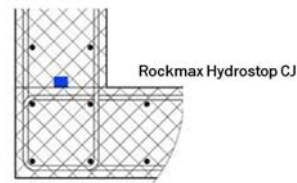
Wet/dry cycling 25cycles: unaffected

PREPARATION

The surface of joints must be clean and free from dust, cement paste, mould oil, standing water and loose particles. A groove must be form by using rigid material such as metal strip form to achieve good profile. The groove dimension should be bigger than waterstop profile by approximate 1-2mm. The minimum concrete covering is 50mm.

APPLICATION

Apply **Rockmax Adhesive 11** along the groove and wait until tacky prior to install waterstop. For rough surface joint, Epoxy adhesive should be use. Press **Rockmax Hydrostop CJ** into the groove. Make sure no standing water along the surface. Nail can be used to fix waterstop in position. Joining waterstop by butt joint only.



CLEANING

Clean all tools and equipments immediately with water.

LIMITATIONS

- Do not expose in weather.
- Do not use in movement joints.
- Minimum covering is 50mm.
- In totally dry state **Rockmax Hydrostop CJ** shrinks to its original dimensions, but expands again in contact with water (wet-dry cycle).

PACKAGING

20mm x 10mm x 10Meter.

Different size is available upon request.

STORAGE

Storage in cool and dry condition free from frost, water, moisture and high temperature. Avoid sunlight. Store in temperate between +5°C to +45°C degree.

ROCKMAX[®] HYDROSTOP CJ

HYDROPHILIC RUBBER WATERSTOP



SHELF LIFE

18 months if kept follow instructions.

PRECAUTIONS

Rockmax Hydrostop CJ is not hazardous during normal condition use. It is recommended to take the safety standard and precaution for application and storage. MSDS is available upon request.

CONTACT DETAIL

THAILAND

Rockmax Company Limited

T: +66 2 8648658

F: +66 2 4184327

E: info@rockmax.net

W: www.rockmax.net

VIETNAM

Viet Dai Viet Chemical Company Limited


T: +84 86 2615184

F: +84 86 2615185

E: rockmaxvn@gmail.com

IMPORTANT NOTE!!

The technical information contained herein, while not guaranty, was prepared and approved by technical personnel and is true, accurate to the best of our knowledge. No warranty or guaranty is made regarding performance, stability or other factors beyond our control. Rockmax will welcome to be consultation of our performance and application. This technical datasheet supersedes and issue new edition without prior notice.

 Printed on recycled paper
Copyright©2009 Rockmax